

My Surveys > Manage Survey

Galt Youth Survey

[Edit & Review](#) [Invite & Deploy](#) [Analyze Results](#)

[Results](#) [Individual Responses](#) [Raw Data Export](#)

Results Overview

Filter: No filter applied

[Print](#) | [Excel Export](#)

Reports

View Report:

Results Overview

[New Cross Tab Report](#)

[Manage Saved Cross Tabs](#)

Filters

[New Filter](#)

Options

Show Responses:

Completes










1. What is the name of the school you attend?			
View 1163 Responses			

2. How old are you?			
9		9	1%
10		230	19%
11		335	28%
12		255	21%
13		273	23%
14		88	7%
15		7	1%
16		4	0%
















3. Are you male or female?			
Male		610	51%
Female		584	49%

4. What is your ethnicity?			
White		616	52%
Hispanic/Latino		441	37%
African American		40	3%
Asian		47	4%
Other, please specify		115	10%
View Responses			

5. Please indicate the three activities that you spend MOST of your time at home doing by clicking on the box beside your answer. Please select only 3 activities.			
Listening to Music		715	60%
Reading		206	17%

Watching TV		606	51%
Renting Movies		74	6%
Talking on the phone		247	21%
Having friends over		365	31%
Babysitting (younger brothers or sisters)		68	6%
Video games		462	39%
Computer		284	24%
Internet (My Space)		301	25%
Other, please specify View Responses		223	19%

6. Which of these three activities do you spend MOST of your time outside of home doing? Please select no more than 3.

Going to the movies		535	45%
Going to the Mall		377	32%
Hanging out with friends		819	69%
Playing Pick-up sports (Basketball, Baseball, etc.)		545	46%
Skateboarding		174	15%
Hockey sack		8	1%
Roller Hockey		12	1%
Spending time with girl friend/boy friend		131	11%
Church and Church sponsored Activities		126	11%
Dances		88	7%
Concerts		51	4%
After School Clubs		53	4%
Frisbee		45	4%
Volunteer Work		45	4%
Other, please specify View Responses		269	23%

7. When you go out, how often do you spend some money?








Almost every time		309	26%
More than half the time		261	22%
Less than half the time		376	32%
Almost never		245	21%

8. Do you like to stay out late at night?			
Yes		805	68%
No		381	32%
Total		1186	100%








9. What does late at night mean for you?			
9pm		147	12%
10pm		248	21%
11pm		302	25%
midnight or later		531	45%

10. Why do you participate in recreational and other leisure time activities? (Check all that apply)			
The activities are not expensive		161	14%
They are easy to get to/close to home		231	20%
They are at convenient times		136	12%
I like the instructors/counselors		104	9%
I like the kids who go there		293	25%
The activities are fun		747	65%
I learn a lot		329	28%
My folks make me		108	9%
There is nothing else to do		285	25%
Other, please specify View Responses		123	11%








11. What stops you from participating in more community-based leisure activities or events?			
Costs too much		238	21%
Difficulty in getting to the activities (transportation)		187	16%
Day of week or			

time during the day for schedule event		287	25%
Location - too far away		198	17%
Type of kids who would be there		96	8%
Instructors		42	4%
Don't offer activities I want to do		252	22%
Don't have much time		404	35%
Other, please specify View Responses		152	13%

12. What are the best days of the week during the school year for you to participate in youth activities?

Monday		230	20%
Tuesday		213	18%
Wednesday		445	38%
Thursday		221	19%
Friday		568	48%
Saturday		604	51%
Sunday		313	27%

13. What are the best times of the day for you to participate in youth activities?

Before school		64	5%
Right after school (before 6pm)		438	37%
In the evening (between 6 and 9pm)		391	33%
On the weekends in the morning		256	22%
On the weekends in the afternoon		411	35%
On the weekends in the evenings		215	18%
Other, please specify View Responses		84	7%