

CITY OF WOODLAND PROFILE

<http://www.city-data.com/city/Woodland-California.html>

Population (year 2000): 49,151.

Estimated population in July 2005: 51,020 (+3.8% change)

Males: 24,099 (49.0%),

Females: 25,052 (51.0%)

p codes: [95695](#), [95776](#).

Median resident age: 32.4 years

Median household income: \$44,449 (year 2000)

Median house value: \$153,100 (year 2000)

Races in Woodland:

- White Non-Hispanic (53.0%)
- Hispanic (38.8%)
- Other race (21.5%)
- Two or more races (4.9%)
- American Indian (2.6%)
- Black (1.3%)
- Asian Indian (1.1%)
- Other Asian (1.0%)
- Filipino (0.6%)

(Total can be greater than 100% because Hispanics could be counted in other races)

Elevation: 65 feet

Land area: 10.3 square miles

For population 25 years and over in Woodland

- High school or higher: 73.0%
- Bachelor's degree or higher: 18.0%
- Graduate or professional degree: 5.7%
- Unemployed: 7.2%
- Mean travel time to work: 20.7 minutes

For population 15 years and over in Woodland city

- Never married: 24.8%
- Now married: 56.4%

- Separated: 2.2%
- Widowed: 6.4%
- Divorced: 10.2%

19.4% Foreign born (15.7% Latin America, 2.5% Asia).

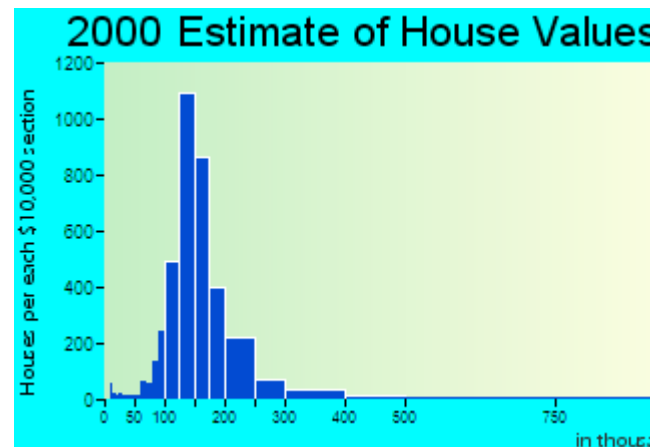
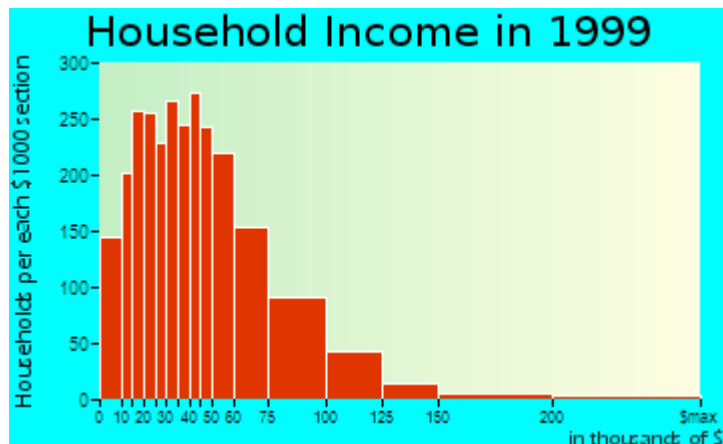
Population change in the 1990s: +8,530 (+21.0%).

Single-family new house construction building permits:

- 1996: 289 buildings, average cost: \$103,300
- 1997: 246 buildings, average cost: \$102,100
- 1998: 265 buildings, average cost: \$93,400
- 1999: 129 buildings, average cost: \$119,600
- 2000: 23 buildings, average cost: \$116,400
- 2001: 89 buildings, average cost: \$121,700
- 2002: 233 buildings, average cost: \$142,200
- 2003: 277 buildings, average cost: \$145,900
- 2004: 173 buildings, average cost: \$148,800
- 2005: 131 buildings, average cost: \$193,300

Latitude: 38.67 N, Longitude: 121.77 W

Area code: 530



Industries providing employment: Educational, health and social services (21.5%), Retail trade (13.4%).

Daytime population change due to commuting: -459 (-0.9%)

Workers who live and work in this city: 11,508 (54.4%)

Colleges/universities with over 2000 students nearest to Woodland:

- UNIVERSITY OF CALIFORNIA-DAVIS (about 9 miles; DAVIS, CA; Full-time enrollment: 24,405)
- SACRAMENTO CITY COLLEGE (about 23 miles; SACRAMENTO, CA; FT enrollment: 10,762)
- CALIFORNIA STATE UNIVERSITY-SACRAMENTO (about 25 miles; SACRAMENTO, CA; FT enrollment: 20,830)
- CHARLES A JONES SKILLS AND BUSINESS ED CENTER (about 26 miles; SACRAMENTO, CA; FT enrollment: 2,704)
- COSUMNES RIVER COLLEGE (about 27 miles; SACRAMENTO, CA; FT enrollment: 7,980)
- AMERICAN RIVER COLLEGE (about 30 miles; SACRAMENTO, CA; FT enrollment: 13,984)
- SOLANO COUNTY COMMUNITY COLLEGE DISTRICT (about 37 miles; SUISUN, CA; FT enrollment: 5,598)

Public high schools in Woodland:

- **WOODLAND SENIOR HIGH** (Students: 2,204; Location: 21 N. WEST ST.; Grades: 09 - 12)
- **PIONEER HIGH SCHOOL** (Students: 859; Location: 1400 PIONEER AVENUE; Grades: 09 - 12)
- **YOLO COUNTY COMMUNITY** (Students: 58; Location: 250 BUCKEY ST.; Grades: 07 - 12)

Biggest public primary/middle schools in Woodland:

- **DOUGLASS JUNIOR HIGH** (Students: 881; Location: 525 GRANADA DR.; Grades: 07 - 09)
- **WOODLAND PRAIRIE ELEMENTARY** (Students: 806; Location: 1444 STETSON ST.; Grades: KG - 06)
- **TAFOYA (RAMON S.) ELEMENTARY** (Students: 803; Location: 720 HOMESTEAD WAY; Grades: KG - 06)
- **LEE JUNIOR HIGH** (Students: 749; Location: 520 WEST ST.; Grades: 07 - 08)
- **GIBSON ELEMENTARY** (Students: 624; Location: 312 GIBSON ROAD; Grades: KG - 06)
- **MAXWELL (RHODA) ELEMENTARY** (Students: 494; Location: 50 ASHLEY ST.; Grades: KG - 06)
- **FREEMAN ELEMENTARY** (Students: 461; Location: 126 N. WEST ST.; Grades: KG - 06)
- **BEAMER ELEMENTARY** (Students: 443; Location: 525 BEAMER ST.; Grades: KG - 06)
- **WHITEHEAD (T.L.) ELEMENTARY** (Students: 439; Location: 624 W. SOUTHWOOD DR.; Grades: KG - 06)
- **DINGLE ELEMENTARY** (Students: 427; Location: 625 ELM ST.; Grades: KG - 06)

Private primary/middle schools in Woodland:

- **WOODLAND CHRISTIAN ELEM SCHOOL** (Students: 797; Location: 1616 WEST STREET; Grades: PK - 10)
- **HOLY ROSARY PARISH SCHOOL** (Students: 297; Location: 505 CALIFORNIA STREET; Grades: PK - 8)
- **MONTESSORI CHILDREN S HOUSE** (Students: 95; Location: 1738 COTTONWOOD; Grades: PK - 7)
- **WOODLAND ADVENTIST** (Students: 20; Location: 29 ELLIOT ST PO BOX 1933; Grades: 1 - 8)
- **PHOENIX SCHOOL** (Students: 12; Location: 211-215-219 COURT STREET; Grades: KG - KG)

Libraries in Woodland:

- **YOLO COUNTY LIBRARY** (Operating income: \$3,143,894; Location: 226 BUCKEYE ST.; 358,716 books; 5,171 audio materials; 6,833 video materials; 572 serial subscriptions)
- **WOODLAND PUBLIC LIBRARY** (Operating income: \$988,271; Location: 250 FIRST ST.; 92,014 books; 1,243 audio materials; 4,970 video materials; 257 serial subscriptions)

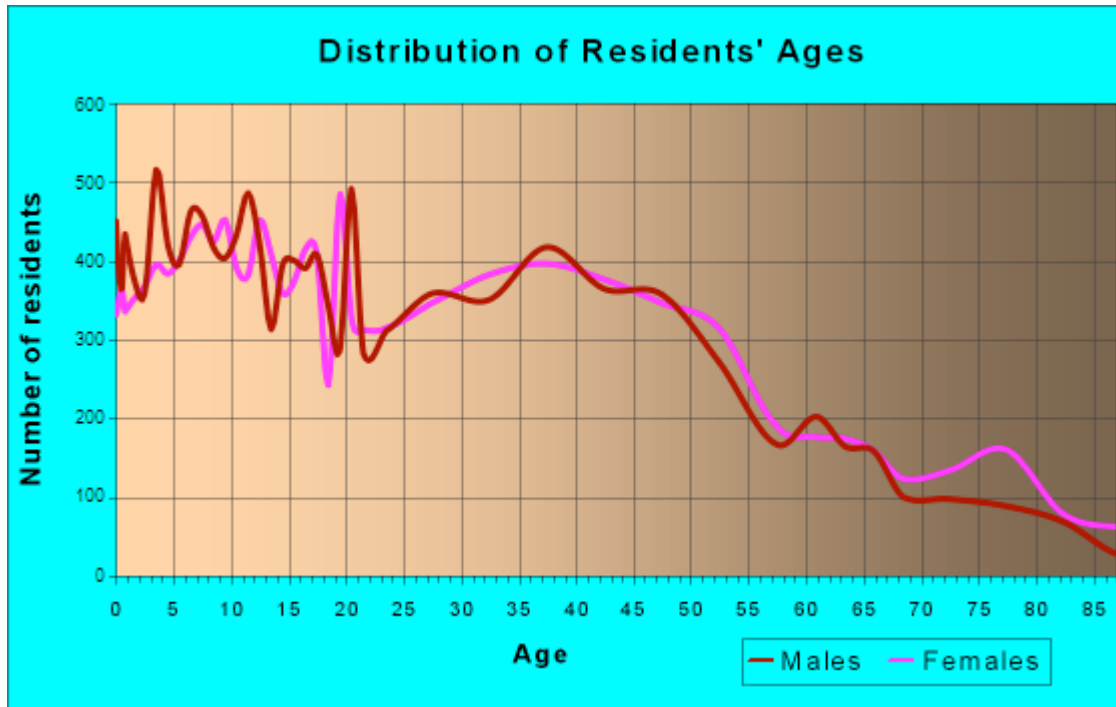
Churches in Woodland include: Kingdom Hall of Jehovahs Witnesses (A), Holy Rosary Roman Catholic Church (B), Holy Rosary Convent (C), Calvary Baptist Church (D), First Baptist Church (E), The Church of Jesus Christ of Latter Day Saints (F), Saint Paulus Evangelical Lutheran Church (G), Saint Lukes Episcopal Church (H).

Parks in Woodland include: John Ferns Park (1), Davis Estates Park (2), Yolo County Fairgrounds (3), Woodside Park (4), Woodland Community Swimming Pool (5), Clark Field (6), William Crawford Senior Park (7), Christiansen Park (8), Beamer Park (9).

Woodland compared to California state average:

- Black race population percentage **significantly below** state average.
- Hispanic race population percentage **significantly above** state average.
- Median age **below** state average.
- Foreign-born population percentage **above** state average.
- Length of stay since moving in **below** state average.
- House age **below** state average.
- Percentage of population with a bachelor's degree or higher **below** state average.

Total population: 49,132 (Urban population: 49,132 (0 inside urbanized areas, 49,132 inside urban clusters), Rural population: 0



Houses: 17,101 (16,727 occupied: 9,761 owner occupied, 6,966 renter occupied)

Median price asked for vacant for-sale houses in 2000: \$143,600

Median rent asked for vacant for-rent units in 2000: \$531

Median gross rent in Woodland, CA in 2000: \$655

Housing units in Woodland with a mortgage: 6,942 (1,075 second mortgage, 556 home equity loan, 45 both second mortgage and home equity loan)

Houses without a mortgage: 1,778

Ads by Google

Rooms in owner-occupied houses in Woodland, California:

- 1 room: 23
- 2 rooms: 173
- 3 rooms: 799
- 4 rooms: 663
- 5 rooms: 2256
- 6 rooms: 2922
- 7 rooms: 1515
- 8 rooms: 908

- 9 or more rooms: 502

Rooms in renter-occupied housing units and apartments:

- 1 room: 382
- 2 rooms: 1160
- 3 rooms: 1659
- 4 rooms: 1651
- 5 rooms: 1272
- 6 rooms: 624
- 7 rooms: 151
- 8 rooms: 49
- 9 or more rooms: 18

Year house built:

- 1999 to March 2000: 265
- 1995 to 1998: 1204
- 1990 to 1994: 1250
- 1980 to 1989: 3394
- 1970 to 1979: 4485
- 1960 to 1969: 2469
- 1950 to 1959: 1723
- 1940 to 1949: 901
- 1939 or earlier: 1410

Bedrooms in owner-occupied houses in Woodland:

- no bedroom: 218
- 1 bedrooms: 459
- 2 bedrooms: 1481
- 3 bedrooms: 5146
- 4 bedrooms: 2173
- 5 or more bedrooms: 284

Bedrooms in renter-occupied apartments and housing units:

- no bedroom: 653
- 1 bedrooms: 2412
- 2 bedrooms: 2332
- 3 bedrooms: 1417
- 4 bedrooms: 127

- 5 or more bedrooms: 25

Vehicles available in Woodland in owner-occupied houses:

- no vehicle: 292
- 1 vehicle: 2387
- 2 vehicles: 4884
- 3 vehicles: 1620
- 4 vehicles: 451
- 5 or more vehicles: 127

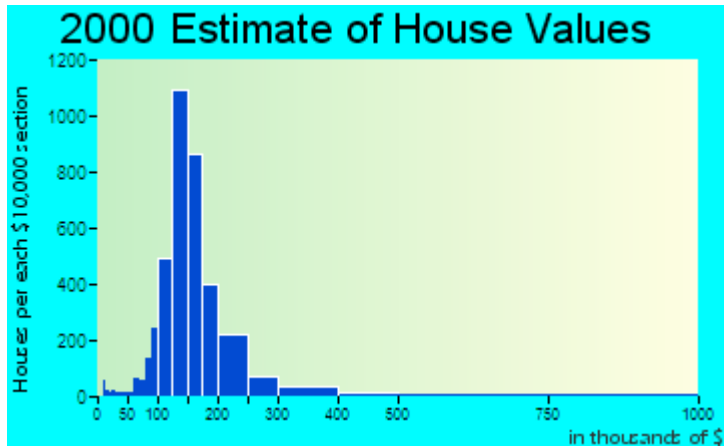
Vehicles available in renter-occupied housing units:

- no vehicle: 1039
- 1 vehicle: 3270
- 2 vehicles: 2130
- 3 vehicles: 478
- 4 vehicles: 49
- 5 or more vehicles: 0

Estimate of home value of owner-occupied houses in 2000 in Woodland, CA:

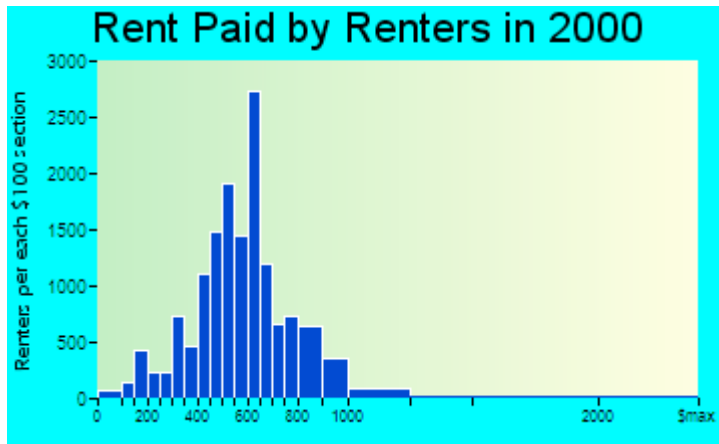
- Less than \$10,000: 0
- \$10,000 to \$14,999: 23
- \$15,000 to \$19,999: 9
- \$20,000 to \$24,999: 6
- \$25,000 to \$29,999: 7
- \$30,000 to \$34,999: 5
- \$35,000 to \$39,999: 5
- \$40,000 to \$49,999: 10
- \$50,000 to \$59,999: 11
- \$60,000 to \$69,999: 54
- \$70,000 to \$79,999: 47
- \$80,000 to \$89,999: 119
- \$90,000 to \$99,999: 220
- \$100,000 to \$124,999: 1112
- \$125,000 to \$149,999: 2486
- \$150,000 to \$174,999: 1955
- \$175,000 to \$199,999: 908
- \$200,000 to \$249,999: 992
- \$250,000 to \$299,999: 297
- \$300,000 to \$399,999: 296
- \$400,000 to \$499,999: 92

- \$500,000 to \$749,999: 58
- \$750,000 to \$999,999: 8
- \$1,000,000 or more: 0



Rent paid by renters in 2000 in Woodland:

- Less than \$100: 52
- \$100 to \$149: 57
- \$150 to \$199: 179
- \$200 to \$249: 92
- \$250 to \$299: 97
- \$300 to \$349: 310
- \$350 to \$399: 196
- \$400 to \$449: 465
- \$450 to \$499: 628
- \$500 to \$549: 810
- \$550 to \$599: 608
- \$600 to \$649: 1158
- \$650 to \$699: 501
- \$700 to \$749: 274
- \$750 to \$799: 310
- \$800 to \$899: 545
- \$900 to \$999: 294
- \$1,000 to \$1,249: 164
- \$1,250 to \$1,499: 19
- \$1,500 to \$1,999: 21
- \$2,000 or more: 20
- No cash rent: 166



Household type by relationship

Households: 48350

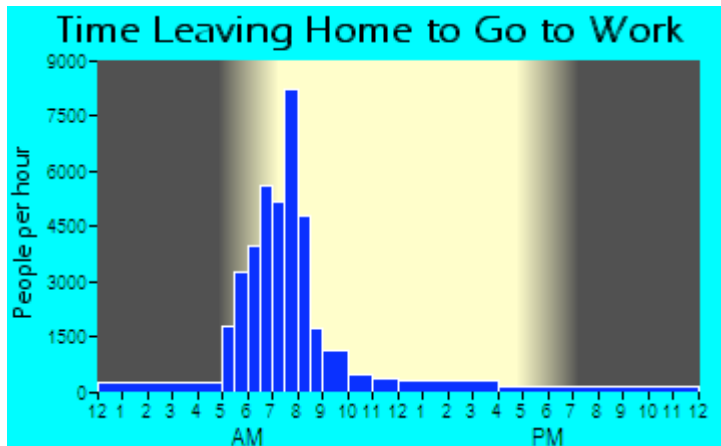
- In family households: 42851 (9189 male householders, 3119 female householders)
9831 spouses, 16518 children (15192 natural, 351 adopted, 975 stepchildren), 1168 grandchildren, 519 brothers or sisters, 358 parents, 1001 other relatives, 1148 non-relatives
- In nonfamily households: 5499 (1934 male householders (1392 living alone)), 2484 female householders (2148 living alone)), 1081 nonrelatives
- In group quarters: 782 (328 institutionalized population)

Size of family households: 4171 2-persons, 2711 3-persons, 2770 4-persons, 1400 5-persons, 718 6-persons, 538 7-or-more-persons

Size of nonfamily households: 3540 1-person, 750 2-persons, 89 3-persons, 28 4-persons, 0 5-persons, 0 6-persons, 11 7-or-more-persons

Year of entry for the foreign-born population (9551 people)

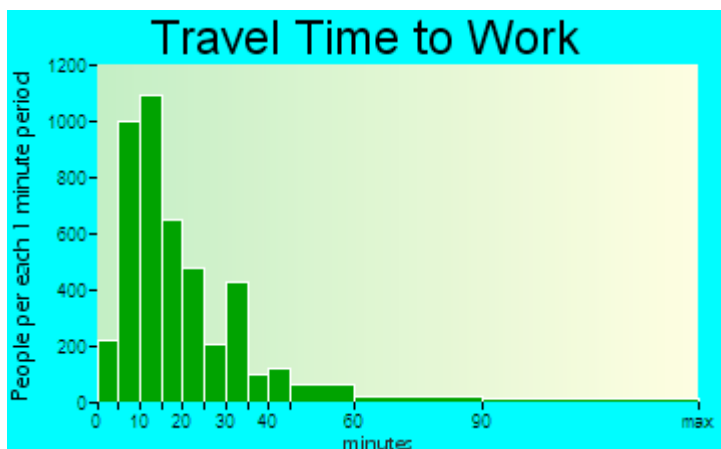
- 1995 to March 2000: 2296
- 1990 to 1994: 1979
- 1985 to 1989: 1507
- 1980 to 1984: 985
- 1975 to 1979: 773
- 1970 to 1974: 752
- 1965 to 1969: 454
- Before 1965: 805



Number of people working at home: 616 (2.9% of all workers)

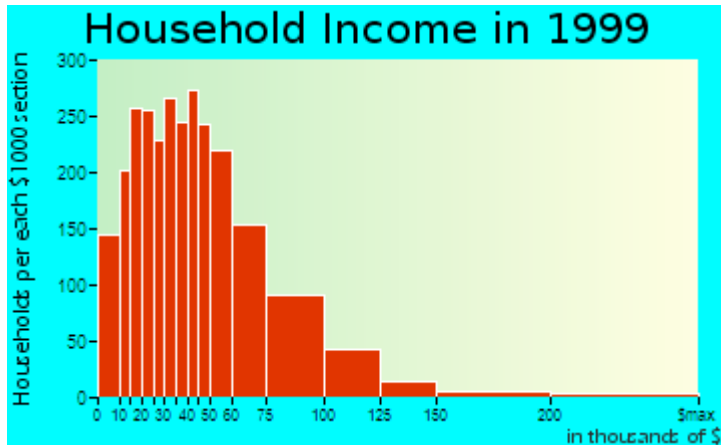
Travel time to work

- Less than 5 minutes: 942
- 5 to 9 minutes: 4328
- 10 to 14 minutes: 4753
- 15 to 19 minutes: 2827
- 20 to 24 minutes: 2083
- 25 to 29 minutes: 883
- 30 to 34 minutes: 1867
- 35 to 39 minutes: 421
- 40 to 44 minutes: 501
- 45 to 59 minutes: 800
- 60 to 89 minutes: 547
- 90 or more minutes: 584



Household income:

- Less than \$10,000: 1221
- \$10,000 to \$14,999: 849
- \$15,000 to \$19,999: 1080
- \$20,000 to \$24,999: 1074
- \$25,000 to \$29,999: 960
- \$30,000 to \$34,999: 1120
- \$35,000 to \$39,999: 1026
- \$40,000 to \$44,999: 1152
- \$45,000 to \$49,999: 1021
- \$50,000 to \$59,999: 1849
- \$60,000 to \$74,999: 1941
- \$75,000 to \$99,999: 1896
- \$100,000 to \$124,999: 890
- \$125,000 to \$149,999: 287
- \$150,000 to \$199,999: 198
- \$200,000 or more: 162



First ancestries reported:

- Other groups: 22238
- German: 4886
- English: 2587
- Irish: 2314
- United States or American: 2218
- Italian: 1567
- European: 609
- Scotch-Irish: 577
- French (except Basque): 551
- Norwegian: 546
- Portuguese: 492
- Scottish: 431
- Swedish: 410

- Dutch: 323
- Polish: 238
- Danish: 185
- Russian: 164
- Swiss: 164
- Arab:: 143
- Arab/Arabic: 131
- British: 117
- French Canadian: 105
- Ukrainian: 85
- Welsh: 84
- Czechoslovakian: 77
- Basque: 61
- Scandinavian: 54
- Czech: 52
- Finnish: 51
- Iranian: 46
- Northern European: 41
- Icelander: 37
- Belgian: 36
- Hungarian: 31
- Serbian: 27
- Greek: 26
- Subsaharan African:: 26
- African: 26
- Slovak: 22
- Canadian: 18
- Maltese: 16
- West Indian (excluding Hispanic groups):: 16
- Armenian: 15
- Australian: 13
- Austrian: 11
- Eastern European: 9
- Pennsylvania German: 9
- Dutch West Indian: 9
- Assyrian/Chaldean/Syriac: 8
- Croatian: 7
- Romanian: 7
- Celtic: 7
- British West Indian: 7
- Lebanese: 6
- Palestinian: 6
- Yugoslavian: 6
- Slavic: 5

Place of birth for U.S.-born residents:

- This state: 29811
- Northeast: 1051
- Midwest: 2987
- South: 2625
- West: 2720

48% of Woodland residents lived in the same house 5 years ago.

Out of people who lived in different houses, 67% lived in this county.

Out of people who lived in different counties, 77% lived in California.

Education attainment for males 25 years and older:

- No schooling: 679
- Nursery to 4th grade: 178
- 5th and 6th grade: 648
- 7th and 8th grade: 503
- 9th grade: 449
- 10th grade: 484
- 11th grade: 525
- 12th grade, no diploma: 668
- High school graduate (or equivalency): 3,488
- Less than 1 year of college: 960
- Some college more than 1 year, no degree: 2,061
- Associate degree: 883
- Bachelor's degree: 1,844
- Master's degree: 462
- Professional school degree: 279
- Doctorate degree: 191

Education attainment for females 25 years and older:

- No schooling: 499
- Nursery to 4th grade: 209
- 5th and 6th grade: 646
- 7th and 8th grade: 503
- 9th grade: 398
- 10th grade: 468
- 11th grade: 492
- 12th grade, no diploma: 731
- High school graduate (or equivalency): 3,953
- Less than 1 year of college: 1,383

- Some college more than 1 year, no degree: 2,381
- Associate degree: 1,342
- Bachelor's degree: 1,831
- Master's degree: 508
- Professional school degree: 166
- Doctorate degree: 112

Unemployment rate for White non-Hispanic males: 5.2%
 Unemployment rate for White non-Hispanic females: 5.6%

Unemployment rate for Black males: 16.3%
 Unemployment rate for Black females: 16.9%

Unemployment rate for American Indian and Alaska Native males: 8.2%
 Unemployment rate for American Indian and Alaska Native females: 6.2%

Unemployment rate for Asian males: 2.3%
 Unemployment rate for Asian females: 8.0%

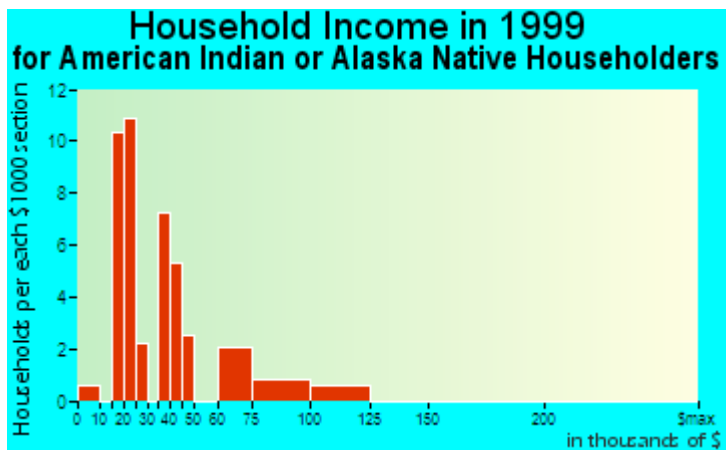
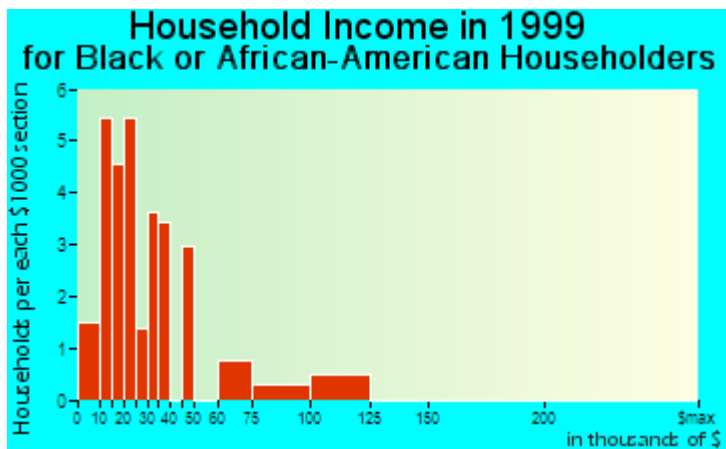
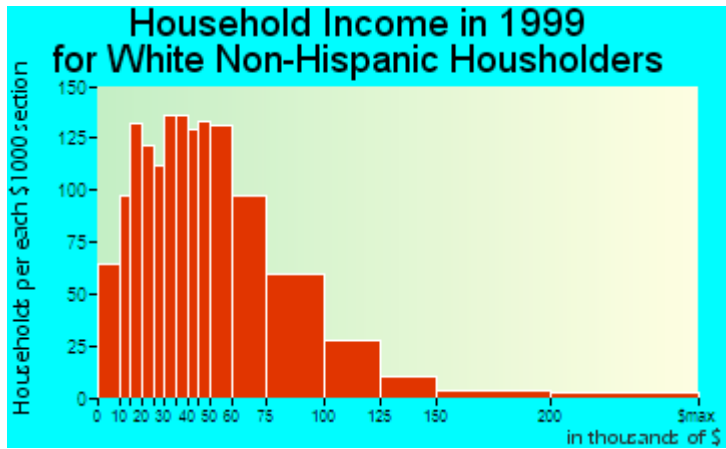
Unemployment rate for other race males: 6.8%
 Unemployment rate for other race females: 13.5%

Unemployment rate for two or more race males: 11.2%
 Unemployment rate for two or more race females: 15.2%

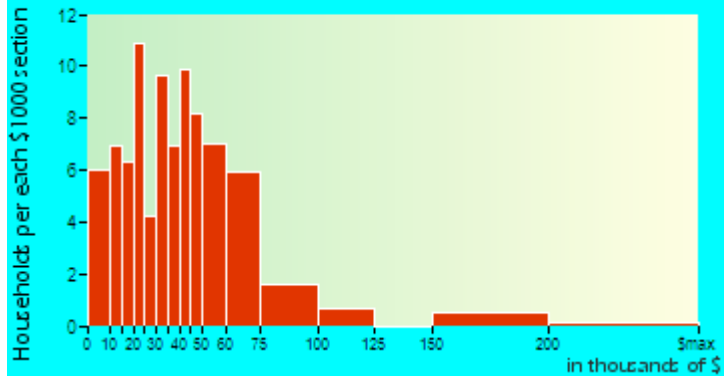
Unemployment rate for Hispanic or Latino males: 8.2%
 Unemployment rate for Hispanic or Latino females: 12.2%

Median household income in 1999 for:

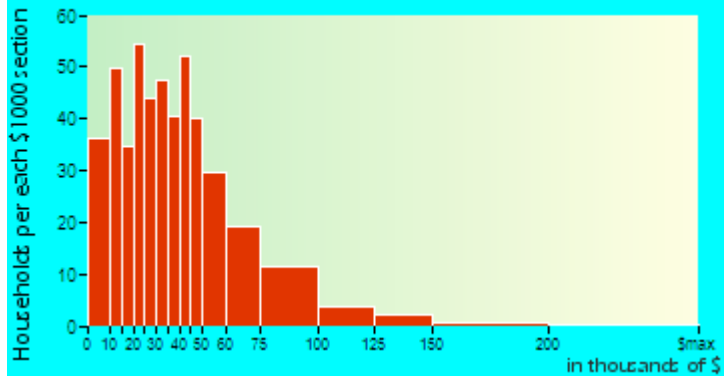
- White non-Hispanic householders: \$49,545
- Black householders: \$24,286
- American Indian and Alaska Native householders: \$36,250
- Asian householders: \$42,112
- Native Hawaiian and other Pacific Islander householders: \$53,333
- Some other householders: \$36,925
- Two or more householders: \$35,032
- Median household income in 1999, Hispanic or Latino race: \$38,767



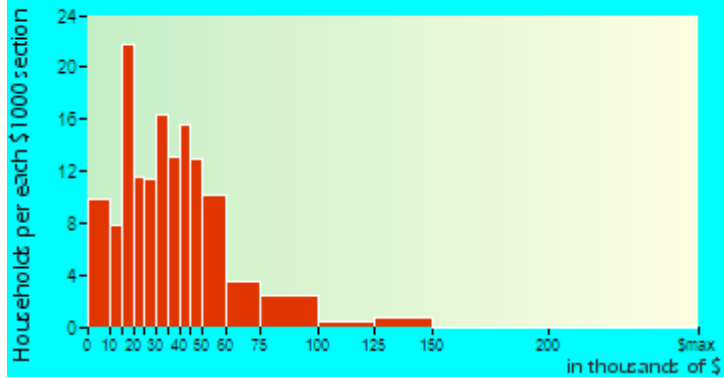
**Household Income in 1999
for Asian Householders**



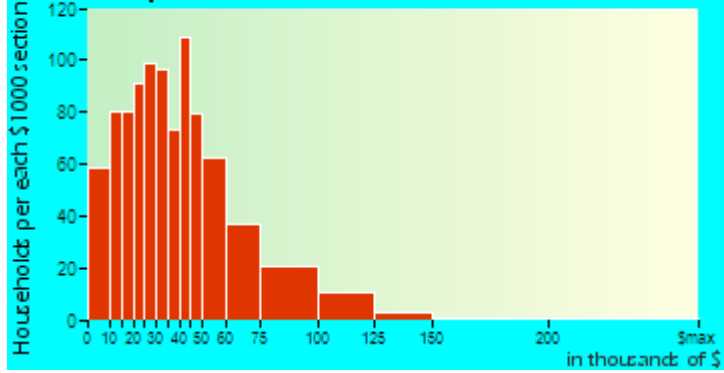
**Household Income in 1999
for Some Other Race Householders**



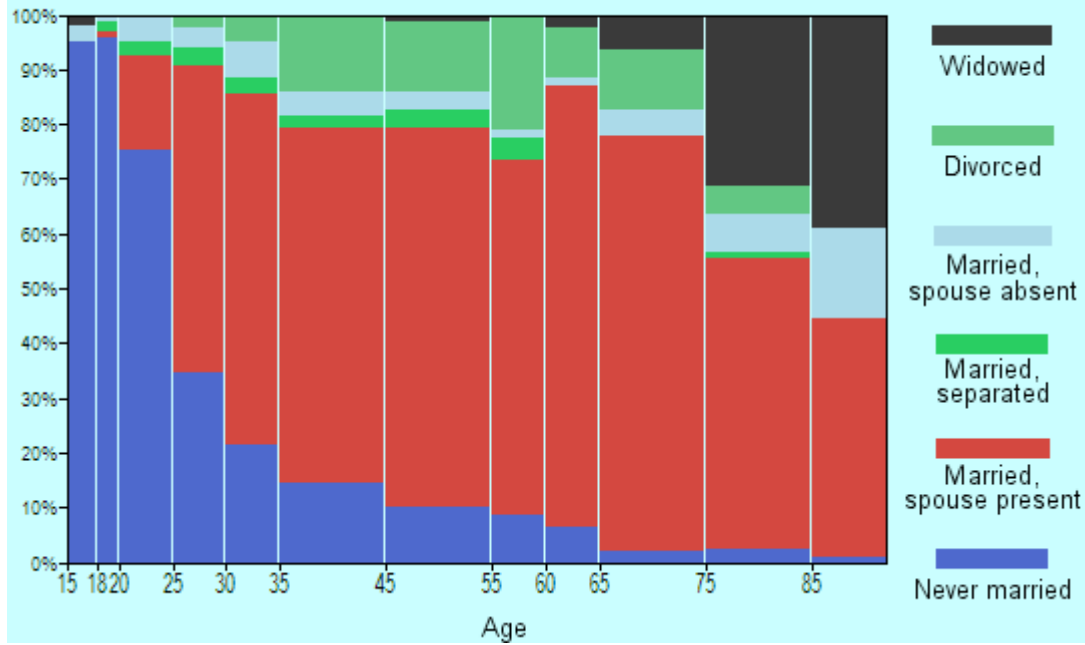
**Household Income in 1999
for Two or More Races Householders**

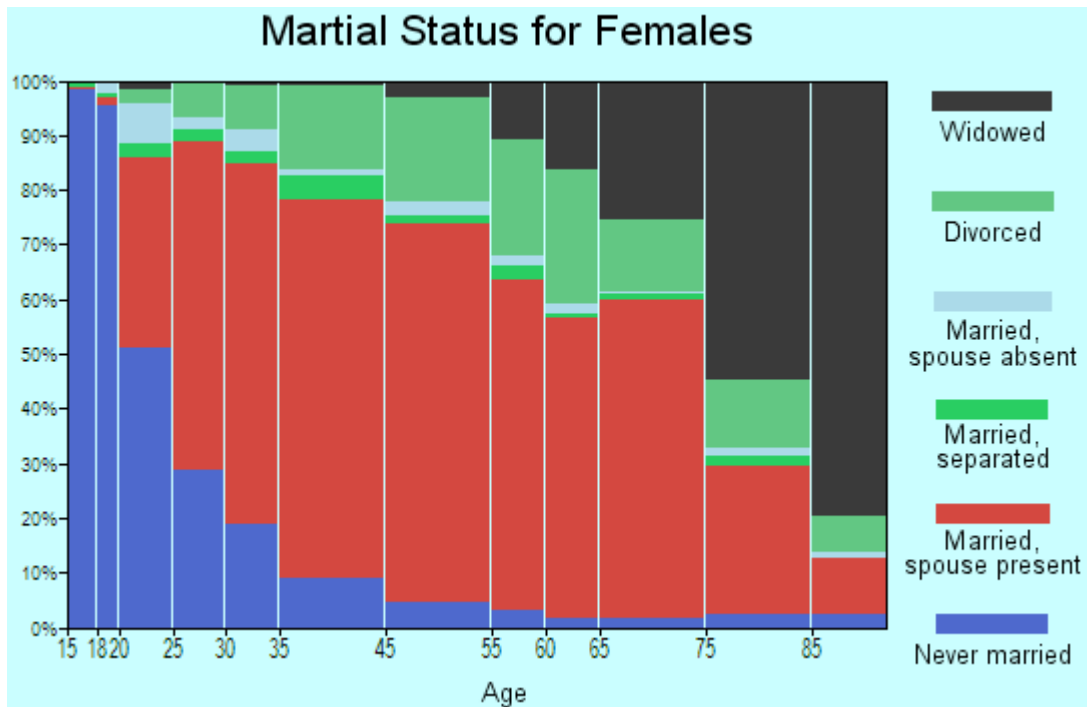


Household Income in 1999 for Hispanic or Latino Householders



Marital Status for Males





Median house value for:

- White Non-Hispanic householders: \$159,400
- Black or African American householders: \$142,300
- American Indian or Alaska Native householders: \$116,700
- Asian householders: \$153,600
- Native Hawaiian and other Pacific Islander householders: \$178,800
- Some other race householders: \$136,800
- Two or more races householders: \$140,800
- Hispanic or Latino householders: \$140,300

Housing units in structures:

- One, detached: 10,578
- One, attached: 1,307
- Two: 421
- 3 or 4: 701
- 5 to 9: 473
- 10 to 19: 351
- 20 to 49: 810
- 50 or more: 1,780
- Mobile homes: 667
- Boats, RVs, vans, etc.: 13

Median worth of mobile homes: \$31,900