

My Surveys > Manage Survey

REACH Galt Supports and Opportunities Survey

[Edit & Review](#) [Invite & Deploy](#) [Analyze Results](#)

[Results](#) [Individual Responses](#) [Raw Data Export](#)

Results Overview

Filter: No filter applied

[Print](#) | [Excel Export](#)

Reports

View Report:

Results Overview

[New Cross Tab Report](#)

Filters

[New Filter](#)

Options

Show Responses:

Completes

1. Please provide the following information:

[View 6 Responses](#)

2. Please provide the following information:

[View 5 Responses](#)

3. Which of these categories best describes your organization/project?

Not-for-profit community based organization	<div style="width: 100%;"></div>	5	100%
For-profit community based organization		0	0%
Government agency (city, county, state)		0	0%
Faith-based organization		0	0%
Business/company		0	0%
School		0	0%
Other, please specify View Responses	<div style="width: 20%;"></div>	1	20%

4. What is the stated mission of your organization/project?

[View 5 Responses](#)





5. Briefly describe the supports and opportunities you provide to youth (10-15) in your community (programs, activities, etc.).

[View 5 Responses](#)

6. Which of these categories BEST describes the services your organization/project provides?

Our organization's primary focus is to...(select only one)




Provide direct services to youth to help improve

to help insure their emotional and physical safety		1	20%
Provide direct services to youth to help ensure adequate nutrition, health and shelter		0	0%
Provide opportunities for positive youth development		0	0%
Support efforts to provide emotional and physical safety to targeted youth		0	0%
Support efforts to provide adequate nutrition, health and shelter to targeted youth		1	20%
Support efforts to provide positive youth development opportunities		3	60%
Other, please specify View Responses		2	40%

7. How would you describe the youth population you serve?

[View 5 Responses](#)

8. Which of these describes your organization/project's hours of operation?
Services are available:

Year round		4	80%
One day a week all or most of the year		1	20%
Only during the academic year		0	0%
Summers only		0	0%
Only during the academic day/follow academic calendar		1	20%
Weekends		0	0%
Between the hours of 3 and 6 all/most weekdays		0	0%
Between the hours of 6 and 9		0	0%

Other, please specify		0	0%
-----------------------	--	---	----

9. Approximately how many youth does your organization/project serve annually?			
Between 1 and 25		1	20%
Between 26 and 50		0	0%
Between 51 and 100		0	0%
Between 101 and 200		0	0%
Over 200		4	80%







10. Does your organization/project provide youth with an opportunity to serve in leadership positions?			
Yes		5	100%
No		0	0%
Total		5	100%

11. If you answered yes to the previous question, what role(s) did they play? (check all that apply)			
Serve on board/youth council, leadership team		2	50%
Provide opportunities to contribute to programming decisions		2	50%
Provide opportunities to serve in peer leadership position (club president, peer counselor)		2	50%
Other, please specify View Responses		3	75%


12. Are you aware of unstructured opportunities that exist for youth to participate in meaningful opportunities in your community?			
Yes		2	40%
No		3	60%
Total		5	100%
View 1 Responses			

13. Which of these BEST describes the types of opportunities you provide?			
---	--	--	--

(select no more than 2)

Opportunities for supportive relationships with adults		1	20%
Opportunities for supportive relationships with peers		1	20%
Opportunities for youth to participate in challenging/engaging activities and learning experiences		5	100%
Opportunities for meaningful involvement, membership and/or leadership		1	20%
Academic preparedness/support		1	20%
Support for positive identity development		0	0%
Support for engaging across ethnic, language, gender and social groups		0	0%
Support for learning to navigate decision-making structures and systems		0	0%
Other, please specify View Responses		3	60%




14. Does your organization/project primarily serve youth who:

Voluntarily participate		5	100%
Who participate because they are required to do so		0	0%

15. Do you charge a fee for your services?

Yes		5	100%
No		0	0%
Total		5	100%

16. In your opinion, what is the greatest barrier to youth participating in the program/services you provide?

Cost		1	20%
Transportation		2	40%
Parent support		2	40%
Location		0	0%

Other, please specify View Responses		1	20%
---	---	---	-----